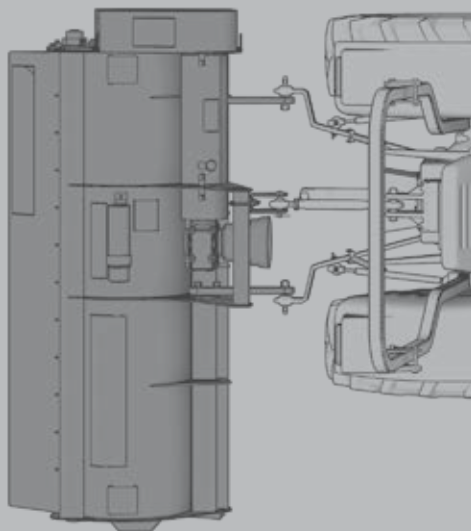
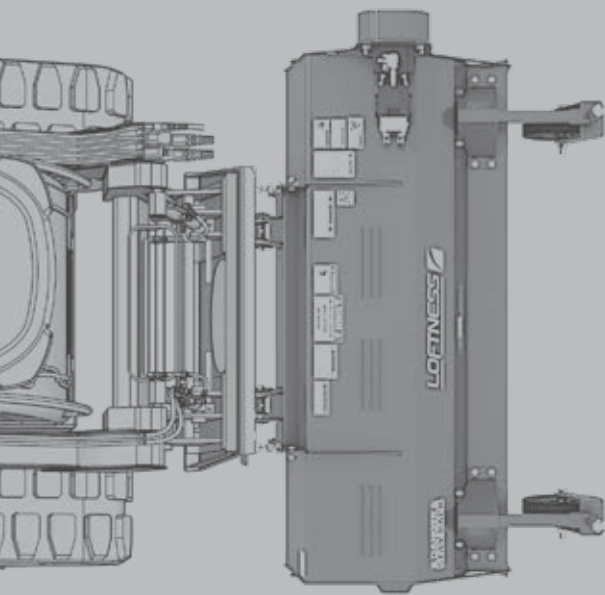




LOFTNESS®

AN EMPLOYEE-OWNED COMPANY

Flail Mower



**CUT OUT FOR
CHALLENGING
VEGETATION**





GET TOUGH ON GRASS, WEEDS & BRUSH



Loftness® flail mower attachments are available for skid steers, compact track loaders and tractors. These heavy-duty mowers are perfect for tackling tough grass, weeds and brush up to 3/4 inches in diameter. And they produce an even mat of mulch for fast decomposition. The flail mowers are backed by a large dealer network and superior customer support from our 100-percent employee-owned company based in the U.S.A.



// **Heavy-Duty Construction**

Loftness flail mowers feature premium strength steel housing with thick end plates for use in tough applications. Large rotor and gauge wheel bearings help provide long-lasting reliability.

// **Perfectly Balanced Rotors**

Using the latest computer balancing technology, every rotor is balanced at high speeds before assembly. Then, Loftness goes the extra step to ensure peak performance by running a full operational speed test after assembly.



// **Versatile Options**

Skid steer models are compatible with both low- and high-flow power units with or without a case drain. Tractor models offer a range of mounting styles as well, making the flail mowers highly adaptable for most users.

SKID STEER FLAIL MOWER

For Skid Steers with 15-43.9 GPM



SPECIFICATIONS

	72HM	90HM
Cutting Width	72" (1.83 m)	90" (2.29 m)
Overall Width	83" (2.11 m)	101" (2.57 m)
Weight Without Mount	1,360 lbs (617 kg)	1,570 lbs (712 kg)
Number of Knives (Flail / Duckfoot)	98 / 48	120 / 60
Max Hydraulic HP Input	90	90
Hydraulic Flow Range	15-43.9 GPM	21-43.9 GPM
Rotor Speed	1500-2050 RPM	1500-2050 RPM

FEATURES

- › **1-7" Cutting Height**
- › **Optional Floating Hitch**
- › **Two Knife Designs - Flail or Duckfoot**
 - › High Pressure Gear-Type Motor (With or Without Case Drain)
 - › 15-43.9 GPM up to 4200 PSI (With Case Drain)
 - › 15-32.9 GPM up to 3500 PSI (Without Case Drain)
 - › Heavy-Duty Bearing Block
 - › Toolless Knife Change
 - › 3-Groove Banded Belt
- › 1/4" End Plates
- › 5 1/2" OD x 3/8" Wall Roller Tube
- › 1 1/2" Bearing on Gauge Roller
- › Added Gauge Roller Bearing Protection
- › 1500-2050 RPM Rotor Speed
- › Premium Strength Steel Housing
- › Full-Width Gauge Roller w/Roller Scraper
- › 1 3/4" Rotor Bearings
- › Anti-Wrap Bearing Protection
- › Hoses Are Included (Couplers Are Not)



// **Reliable Gear Motor**

The flail mower uses a high pressure gear-type motor. One style is available for skid steers with 15-43.9 GPM up to 4200 PSI with a case drain. Another option is for 15-32.9 GPM up to 3500 PSI without a case drain. The motor turns the rotor at 1500-2050 RPM.



// **Two Knife Options**

The flail mower can be used with duckfoot knives to produce a finer cut in easier cutting conditions or flail knives for use in tougher vegetation. Tools aren't needed for switching knives.



// **1-7" Cutting Height**

Cutting height can be changed by easily adjusting the rear roller and front wheels.



// **Full-Width Gauge Roller with Roller Scraper**

A scraper keeps the roller clean in wet conditions. The 1-1/2" roller bearing is protected for added reliability.



// **Optional Floating Hitch**

The floating hitch option includes front caster gauge wheels that follow the ground contour to produce an even cut, while minimizing the risk of gouging the surface. Another benefit of the floating hitch is ease of use, since operators can achieve excellent cutting results without worry of contacting the ground. The gauge wheels feature a tool-less height adjustment.


SEE THE FULL LIST OF FEATURES AND SPECS AT

LOFTNESS.COM
or call 800-828-7624.



PTO FLAIL MOWER

For Tractors with 540 RPM PTO
25-75 Horsepower Required



SPECIFICATIONS

	72m	90m
Cutting Width	72" (1.83 m)	90" (2.29 m)
Overall Width	84" (2.13 m)	102" (2.59 m)
Weight Without Mount	1,040 lbs (472 kg)	1,200 lbs (544 kg)
Number of Knives (Flail)	96 (48 Sets)	120 (60 Sets)
PTO Horsepower Range	25-70	30-70

FEATURES

- › 70 HP Gearbox & Driveline
- › 0-4 1/2" Cutting Height Adjustment
- › Fine-Cut, Reversible Knives
 - › Centered or 14" Offset to the Right
 - › 0-4 1/2" Cutting Height Adjustment
 - › 540 RPM PTO Shaft
 - › Cat. I or II, Free-Link or Quick Hitch
 - › Easy Access Belt Shields
 - › 3-B Section Banded Belt
 - › 2190 RPM Rotor Speed
- › Spring-Loaded Belt Tightener
- › Full-Width Gauge Roller
- › 1 3/4" Rotor Bearings
- › 5 1/2" OD x 1/4 Inch Wall Roller Tube
- › 10 Gauge Hood
- › 1 1/2" Bearing on Gauge Roller
- › 1/4" End Plates
- › Roller Scraper
- › Structural Steel Frame, Front & Rear



// **Heavy-Duty Gearbox**

The flail mower features a heavy-duty gearbox and driveline rated up to 70 horsepower.



// **Mounting Options**

The flail mower is available with Cat. I or II, free-link or quick hitch mounting styles. It can be center mounted or 14 inches offset to the right.



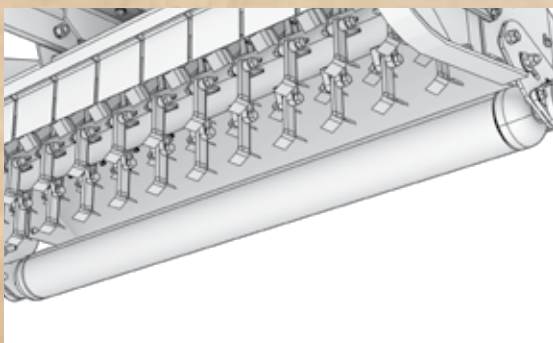
// **Fine-Cut, Reversible Knives**

Side-slice knives are ideal for heavy-duty applications. They are heat treated and reversible for extended life.



// **0-4.5" Cutting Height**

The adjustable skid shoes and gauge roller allow cutting height adjustment from 0 to 4.5 inches.



// **Full-Width Gauge Roller with Roller Scraper**

A scraper keeps the roller clean in wet conditions. The 1-1/2" roller bearing is protected for added reliability.

SEE THE FULL LIST OF FEATURES AND SPECS AT **LOFTNESS.COM**
or call 800-828-7624.



BUILD & PRICE TOOL

Customize your Flail Mower with our online Build and Price tool. loftness.com/vm-build-and-price



cool flow
Auxiliary Hydraulic Cooler



kwik TRIM



// GRAIN BAGGING

// CROP SHREDDERS

// VEGETATION MANAGEMENT

// FERTILIZER EQUIPMENT



Call us or visit loftness.com for more information on the Flail Mower.

LOFTNESS
AN EMPLOYEE-OWNED COMPANY

Loftness Specialized Equipment
P.O. Box 337 | 650 Main Street South
Hector, Minnesota 55342 USA

Toll Free US & Canada: 800-828-7624
International 320-848-6266
email: info@loftness.com
www.loftness.com