

LOFTNESS 

» MULCHING HEAD

BATTLE AX[®]

EXCAVATOR



Proudly American.



NOTHING BEATS A BATTLE AX

SUPERIOR MATERIAL FEED RATES

ROTOR DEPTH GAUGES

Biting into too much material at one time can slow the rotor and limit your performance. That's why we put depth gauges on the Battle Ax. They work like the raker teeth of a chain saw to regulate the amount of material being fed into the drum at one time.

- Optimized production rates
- Works well with all cutting tooth types
- More aggressive than ring-style limiters
- Easy operation

10 SERIES



For 7,000- to
10,000-pound
Excavators

30 SERIES



For 18,000- to
36,000-pound
Excavators

50 SERIES



For 50,000- to 88,000-pound
Excavators

20 SERIES



For 10,000- to
20,000-pound
Excavators

40 SERIES



For 36,000- to
60,000-pound
Excavators



MORE CONSISTENT MATERIAL PROCESSING

TWO-STAGE CUTTING CHAMBER

The Loftness-exclusive two-stage cutting chamber is capable of processing material more thoroughly than competitive units, since it has two shear bars. Material is initially cut by the primary shear bar, located on the rear bumper. Then, a secondary shear bar behind the front bumper drives material back down into the knives for further processing before it is discharged to the ground.

- More consistent particle sizing
- Better ability to produce finer mulch, if desired, for faster decomposition
- Nicer looking end product



THE BEST WARRANTY ON THE BADDEST HEAD

When we say our products are heavy duty, we mean it. That's why we gave the Battle Ax a standard two-year warranty. Now, you can operate confidently, knowing we have your back.




A PERFECT 10.

The 10 Series mulching head is made for compact excavators ranging from 7,000 to 10,000 pounds. It may be small, but you'll still give it a 10 for outstanding performance.

THE BATTLE AX DIFFERENCE

Nothing else gets the job done like a Battle Ax. The depth gauge design and two-stage cutting chamber help you to work faster and produce better results than any other mulcher on the market.



The Battle Ax® 10 Series comes standard with an industry-leading 2-year warranty.

RIGHT-SIZED POWER

A 45cc gear motor is right-sized for smaller excavators – providing an ideal combination of power and reliability.



PICK YOUR TEETH 3 TOOTH OPTIONS

Choose from three cutting tooth options, all of which can be easily removed on the jobsite with a single hex bolt.



QUADCO BLADES: These planer blades effortlessly slice through trees and other vegetation. They require regular sharpening but can be rotated for extended service life.

4-POINT BEAVER TEETH: A pointed design helps pick up material from the ground. They are more cost effective than planer blades but offer less slicing performance.

DOUBLE CARBIDE TEETH: Carbide teeth are less aggressive than other options but are highly durable, making them well suited for rocky terrain.

» From the large rotor bearings to the premium strength steel housing, every aspect of the Battle Ax is **engineered for maximum durability.**

» Multiple mounting options, including **pin-on and pin-grabber** styles, are available to fit different makes and models of excavators.

» Control particle sizes and production rates with the **adjustable primary shear bar.**

» An **optional spade hook** helps operators position material to be mulched.

» The Battle Ax has **specialized anti-wrap protection** to help prevent debris from entering the bearing chamber.

SPECIFICATIONS

Model	25BX10
Cutting Width	25" (0.64 m)
Recommended Excavator Weight Range (In Pounds)	7K-10K
Overall Width	45" (1.14 m)
Number of Teeth	16
Weight (without mount)	620 lbs (281.2 kg)
Hydraulic Horsepower Range	20-70
Hydraulic Flow Range	15-19.9 GPM



Explore All Features




A STEP UP IN SIZE.

Designed for excavators weighing from 10,000 to 20,000 pounds, the 20 Series is a step up from the 10 Series. We gave it all the features and options people want in a Battle Ax, so you can give it hell on your next job.

THE BATTLE AX DIFFERENCE

Nothing else gets the job done like a Battle Ax. The depth gauge design and two-stage cutting chamber help you to work faster and produce better results than any other mulcher on the market.



The Battle Ax® 20 Series comes standard with an industry-leading 2-year warranty.

TAILORED TO YOUR EXCAVATOR

The high-pressure gear motor that powers the 20 Series is optimized for the hydraulic output of your excavator, allowing you to unleash its full potential. Multiple mounting options, including pin-on and pin-grabber styles, are also available to create the perfect match.



PICK YOUR TEETH 3 TOOTH OPTIONS

Choose from three cutting tooth options, all of which can be easily removed on the jobsite with a single hex bolt.



QUADCO BLADES: These planer blades effortlessly slice through trees and other vegetation. They require regular sharpening but can be rotated for extended service life.

4-POINT BEAVER TEETH: A pointed design helps pick up material from the ground. They are more cost effective than planer blades but offer less slicing performance.

DOUBLE CARBIDE TEETH: Carbide teeth are less aggressive than other options but are highly durable, making them well suited for rocky terrain.

» From the large rotor bearings to the premium strength steel housing, every aspect of the Battle Ax is **engineered for maximum durability.**

» Add a **Tilt Hitch** to your 20 Series to hydraulically articulate the attachment and greatly increase productivity.

» Control particle sizes and production rates with the **adjustable primary shear bar.**

» An **optional spade hook** helps operators position material to be mulched. The 20 Series can also be equipped with a **hydraulic thumb** for even greater control.


» The Battle Ax has **specialized anti-wrap protection** to help prevent debris from entering the bearing chamber.



Explore All Features

SPECIFICATIONS

Model	31BX20	41BX20	51BX20
Cutting Width	31" (0.8 m)	41" (1 m)	51" (1.3 m)
Recommended Excavator Weight Range (In Pounds)	10K-15K	15K-20K	15K-20K
Overall Width	46.25" (1.2 m)	56.25" (1.4 m)	66.25" (1.7 m)
Number of Teeth	20	26	32
Weight (without mount)	879 LBS (398.7 kg)	1,084 LBS (491.7 kg)	1,218 LBS (552.5 kg)
Crated Weight	978 LBS (443.6 kg)	1,183 LBS (536.6 kg)	1,317 LBS (597.4 kg)
Hydraulic Horsepower Range	20-70	25-70	25-70
Hydraulic Flow Range	15-35.9 GPM	15-35.9 GPM	15-35.9 GPM



OPTIMIZED PRODUCTIVITY

The 30 Series Battle Ax is optimized for use on excavators ranging from 18,000 to 36,000 pounds. Its 105cc adjustable-displacement piston motor can be manually tuned to match the specific hydraulic output of your machine. And that way, you can make the most of your Battle Ax.

THE BATTLE AX DIFFERENCE

Nothing else gets the job done like a Battle Ax. The depth gauge design and two-stage cutting chamber help you to work faster and produce better results than any other mulcher on the market.



The Battle Ax® 30 Series comes standard with an industry-leading 2-year warranty.

BUILT FOR THE JOBS THAT BREAK OTHERS

Every aspect of the Battle Ax is engineered for maximum durability. From the large rotor bearings to the premium strength steel housing, you can count on Loffness to get you through the toughest jobs.



PICK YOUR TEETH 3 TOOTH OPTIONS

The 30 Series is available with three cutting tooth options, all of which can be removed on the jobsite with a single hex bolt.



QUADCO BLADES: These planer blades effortlessly slice through trees and other vegetation. They require regular sharpening but can be rotated for extended service life.

HARD-SURFACE QUADCO BLADES: These blades are heat-treated for extended service life, but they aren't recommended for rocky conditions, since they are more prone to damage.

DOUBLE CARBIDE TEETH: Carbide teeth are less aggressive than other options but are highly durable, making them well suited for rocky terrain.

» A **staggered tooth arrangement** ensures single-tooth contact with the work surface at all times while maintaining optimal rotor balance.

» **Versatile mounting options**, including pin-on and pin-grabber styles, provide adaptability for many makes and models of excavators.



» Add a **Tilt Hitch** to your 30 Series to hydraulically articulate the attachment and greatly increase productivity.

» Control particle sizes and production rates with the **adjustable primary shear bar**.

» The Battle Ax has **specialized anti-wrap protection** to help prevent debris from entering the bearing chamber.

» An **optional spade hook** helps operators position material to be mulched. The 30 Series can also be equipped with a **hydraulic thumb** for even greater control.

SPECIFICATIONS

Model	41BX30	51BX30
Cutting Width	41" (1 m)	51" (1.3 m)
Recommended Excavator Weight Range (In Pounds)	18K-36K	18K-36K
Overall Width	56.38" (1.4 m)	66.38" (1.7 m)
Number of Teeth	20	26
Weight (without mount)	2,010 LBS (911.7 kg)	2,210 LBS (1,002.4 kg)
Crated Weight	2,150 LBS (975.2 kg)	2,360 LBS (1,070.5 kg)
Hydraulic Horsepower Range	45-150 Hydraulic HP	45-150 Hydraulic HP
Hydraulic Flow Range	20-60 GPM	20-60 GPM




Explore All Features



A SERIOUS MULCHER FOR SERIOUS WORK.

Designed for excavators weighing 36,000 to 60,000 pounds, the 40 Series is made for serious work. It's equipped with a 135cc adjustable-displacement piston motor that can be manually tuned to match the specific hydraulic output of your excavator. A synchronous belt drive maximizes efficiency when transferring power to the rotor.



THE BATTLE AX DIFFERENCE

Nothing else gets the job done like a Battle Ax. The depth gauge design and two-stage cutting chamber help you to work faster and produce better results than any other mulcher on the market.



The Battle Ax® 40 Series comes standard with an industry-leading 2-year warranty.

BUILT FOR THE JOBS THAT BREAK OTHERS

Every aspect of the Battle Ax is engineered for maximum durability. From the large rotor bearings to the premium strength steel housing, you can count on Loftness to get you through the toughest jobs.



PICK YOUR TEETH 3 TOOTH OPTIONS

The 40 Series is available with three cutting tooth options, all of which can be removed on the jobsite with a single hex bolt.



QUADCO BLADES: These planer blades effortlessly slice through trees and other vegetation. They require regular sharpening but can be rotated for extended service life.

HARD-SURFACE QUADCO BLADES: These blades are heat-treated for extended service life, but they aren't recommended for rocky conditions, since they are more prone to damage.

DOUBLE CARBIDE TEETH: Carbide teeth are less aggressive than other options but are highly durable, making them well suited for rocky terrain.

» A **staggered tooth arrangement** ensures single-tooth contact with the work surface at all times while maintaining optimal rotor balance.

» An **optional spade hook** helps operators position material to be mulched.

» Add a **Tilt Hitch** to your 40 Series to hydraulically articulate the attachment and greatly increase productivity.

» Control particle sizes and production rates with the **adjustable primary shear bar**.

» The Battle Ax has **specialized anti-wrap protection** to help prevent debris from entering the bearing chamber..

» **Versatile mounting options**, including pin-on and pin-grabber styles, provide adaptability for many makes and models of excavators.

SPECIFICATIONS

Model	51BX40
Cutting Width	51" (1.3 m)
Recommended Excavator Weight Range (In Pounds)	36K-60K
Overall Width	80.6" (2 m)
Number of Teeth	26
Weight (without mount)	3,010 LBS (1,365.3 kg)
Crated Weight	3,120 LBS (1,415.2 kg)
Hydraulic Horsepower Range	80-210 Hydraulic HP
Hydraulic Flow Range	25-75 GPM



Explore All Features



BRING OUT THE BIG GUNS

The 50 Series Battle Ax is specialized for use on some of the largest excavators, ranging from 50,000 to 88,000 pounds. Its triple carbide teeth, large piston motor and other unique features help you take on the biggest jobs.

FINE-TUNED PERFORMANCE: A 165cc adjustable-displacement piston motor helps you get the most performance out of your Battle Ax. This powerful motor can be manually tuned to match the specific hydraulic output of your excavator. A synchronous belt drive maximizes efficiency when transferring power to the rotor.



THE BATTLE AX DIFFERENCE

Nothing else gets the job done like a Battle Ax. The depth gauge design and two-stage cutting chamber help you to work faster and produce better results than any other mulcher on the market.



The Battle Ax[®] 50 Series comes standard with an industry-leading 2-year warranty.


BUILT FOR THE JOBS THAT BREAK OTHERS

Every aspect of the Battle Ax is engineered for maximum durability. From the large rotor bearings to the premium strength steel housing, you can count on Loffness to get you through the toughest jobs.



PICK YOUR TEETH 2 TOOTH OPTIONS

Choose from two cutting tooth options, both of which can be easily removed on the jobsite with a single hex bolt.




QUADCO BLADES:

These planer blades effortlessly slice through trees and other vegetation. They require regular sharpening but can be rotated for extended service life.

TRIPLE CARBIDE TEETH:

Triple carbide teeth are engineered for use on the most powerful excavators. They feature an overlapping cap design that helps protect the tooth mounts from damage if the rotor is driven into rocks.



» **Versatile mounting options**, including pin-on and pin-grabber styles, provide adaptability for many makes and models of excavators.



» A **staggered tooth arrangement** ensures single-tooth contact with the work surface at all times while maintaining optimal rotor balance.

» Control particle sizes and production rates with the **adjustable primary shear bar**.

» The Battle Ax has **specialized anti-wrap protection** to help prevent debris from entering the bearing chamber.



» An **optional spade hook** helps operators position material to be mulched.

SPECIFICATIONS

Model	51BX50
Cutting Width	51" (1.3 m)
Recommended Excavator Weight Range (In Pounds)	50K-88K
Overall Width	85.75" (2.2 m)
Number of Teeth	20
Weight (without mount)	4,200 LBS (1,950 kg)
Crated Weight	4,350 LBS (1,973.1 kg)
Hydraulic Horsepower Range	100-350
Hydraulic Flow Range	35-105 GPM



Explore All Features

EXPOSE THE KNIVES

Roll back the mulching head to fully expose the knives with the front bumper out of the way.



GO FULL TILT

TILT HITCH

The Loftness Tilt Hitch allows operators to hydraulically tilt the mulching head on the excavator boom for greater versatility and enhanced productivity on the job. The simplistic design offers an unmatched range of motion to get more work done.

- Tilt the mulching head 45 degrees to the left or right.
- Lighter weight and more competitively priced than other systems.
- Easy to operate.

AVAILABLE ON:



20 Series



30 Series



40 Series



PICK MATERIAL OFF THE GROUND

Tilting the head toward the front bumper allows operators to pick material off the ground easier for better processing of downed branches.



HOLD TREES IN PLACE

The head can be positioned with the shear bar resting against a tree to prevent it from wobbling for faster mulching.

DURABILITY RUNS DEEP WITH OUR FULL LINE OF EQUIPMENT



**MULCHING HEADS » BRUSH CUTTERS » DISC MULCHERS » FLAIL MOWERS
STUMP GRINDERS » HYDRAULIC COOLERS » MECHANICAL TRIMMERS**



BUILD & PRICE TOOL

Like what you see? Start customizing your own Battle Ax® with our online tool.



FIND A DEALER



Prefer to talk to a local expert? Find your nearest Loftness dealer and get straight answers.

Proudly American. Employee Owned.

At Loftness, we're proud of the products we make at our local manufacturing facility in Hector, Minnesota. And we take things personally when it comes to providing customers with the most durable, highest performing equipment that's backed by the best customer support. That's because we're 100% employee-owned, so every single one of us has a stake in your success.



Loftness Specialized Equipment
650 Main Street South • Hector, Minnesota 55342 USA
US & Canada: 800-828-7624 | International 320-848-6266
info@loftness.com | www.loftness.com